




# FITTING INSTRUCTIONS

TO BE FITTED BY A QUALIFIED TECHNICIAN

Street XL Bullet Frame Slider Set: Both sides

**Part No. FS-CL500-2023-XL**

- 1 Remove upper engine mounting bolt.
- 2 Assemble bolt through the aluminium bush into correct position.
- 3 Tighten to 60NM torque.
- 4 Slide bullet moulding onto aluminium bush.
- 5 Screw M6 bolt moulding hand tight.



Replacement Bullet Moulded Part

**Part No. CPM-6**

